

DOUBLE ACTION HINGE

29033-041

29033 - (3/4" thick doors)

29041 - (1-1/8" thick doors)

FEATURES:

- for shutters or screens where individual panels need to fold in either direction
- easy to install
- requires recess cuts
- can be used in multiple pairs on heavier doors
- brass plated steel
- supplied with 3/4" x #7 Philips Head Brass Plated Screws
- sold in pairs

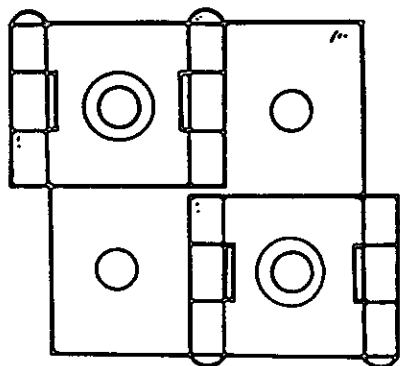
APPLICATIONS:

Double action hinges are used on screens or shutters to make them fold in either direction.

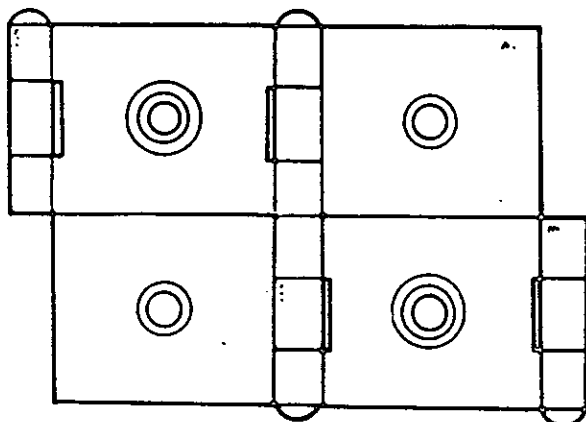
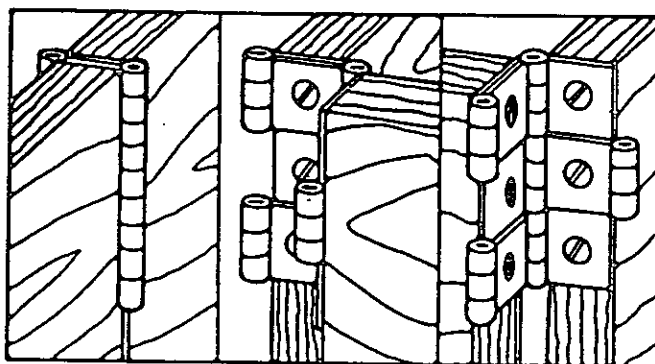
SPECIFICATIONS:

INSTALLATION:

1. Layout location of hinges on doors/shutters. (See chart for number of hinges needed.)
2. Make recess cuts (gains) for hinges in adjoining door edges. Depth of cut shall be as follow:
 - a. Make recess cuts 1/16" deep for a gap opening of 1/16" between doors.
 - b. Make recess cuts 3/32" deep for a no-gap opening between door edges.
3. Using hinge as template, mark off screwhole centers.
4. Drill pilot holes for screws.
5. Attach hinges with screws to one (1) edge of each door.....then begin to assemble door sections together.

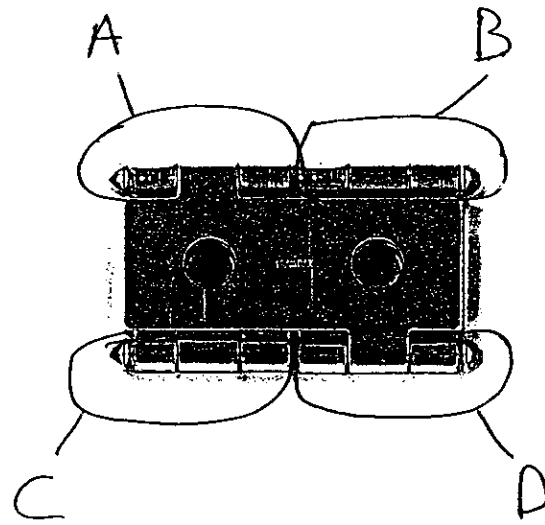


#29033 shown actual size



#29041 shown actual size

Recommended No. of Hinges per door panel	Door Vertical height (max)
2	36"
3	72"
4	72" & over



Double Action Hinge

Position 1

While keeping "C" and "D" together, open hinge by pulling "A" towards you and pushing "B" away from you.

Return hinge to closed position.

Position 2

While keeping "A" and "B" together, open hinge by pushing "C" away from you and pulling "D" towards you.