


INCRA now offers **7** different Miter Gauges to fit every woodworker's needs and pocketbook. All seven models deliver devastatingly accurate, LOCK-Solid™ miter cuts on the table saw or router table.

MITER 1000

(20350)



Part No. MITER1000/18T

AngleLock™ Indexing System:


Precision angle indexing teeth are laser cut in solid steel on all seven miter gauge models to lock in fence angles for perfect miter cuts.



Precisely indexed angle stops every 5° over a FULL 180° range with special stops at $\pm 22\frac{1}{2}^\circ$ and $\pm 67\frac{1}{2}^\circ$. The Miter1000 includes a $\frac{1}{4}^\circ$ vernier cursor which delivers continuous angular positioning between all indexed settings.

Standard Miter Fences:

Each model includes its own special purpose stop positioner and solid aluminum miter fence. Each fence is adjustable to the left or right and includes its own adjustable scale.



MITER 1000:

18" INCRA Track Fence with continuously adjustable sliding stop positioner. 36" and 52" INCRA Track Fences and the INCRA Shop Stop Positioner available as upgrades.

MITER 2000

(24084)



Part No. MITER2000/27



Precisely indexed angle stops every 1°, with a special $\frac{1}{2}^\circ$ offset feature. Angular range is 0 to 55° on both sides of the blade. The Miter2000 is our extra heavy-duty, oversized workhorse model.



MITER 2000:

27" IncraLOCK™ Cut-off Fence and INCRA Shop Stop Positioner use our patented rack system to instantly control the length of your cut with INCRA's legendary accuracy and perfect repeatability.

MITER 3000

Rockler carries only the 3000-SE version of this product



Part No. MITER3000/27F



Our top-of-the-line Miter Gauge, the Miter3000 delivers 364 precisely indexed angle stops every $\frac{1}{2}^\circ$ over a FULL 180° range, with continuous adjustability between all $\frac{1}{2}^\circ$ settings.



MITER 3000:

27" IncraLOCK™ Flip Fence with Dual-Arm Flip Shop Stop Positioner delivers INCRA's famous accuracy and perfect repeatability without measuring. Patent pending design insures that the sharp end of a mitered board CAN'T wedge itself between the fence and stop arm.

MITER 5000 SLED

(29773)



Part No. MITER5000

The Miter5000 Sled blends the incremental angle control features of the Miter3000 with a very special 3-panel SLED for the ultimate miter cutting workstation for the table saw. A RENEWABLE Right Panel provides zero-clearance tear-out control and cut-off support on BOTH sides of the blade. Two aluminum T-tracks are embedded in the MDF panel top to secure an included workpiece hold-down clamp and to provide absolute rigid support for the 36" to 64" telescoping IncraLOCK™ Flip Fence. Will crosscut a 25" wide board with full control on a standard 10" table saw.

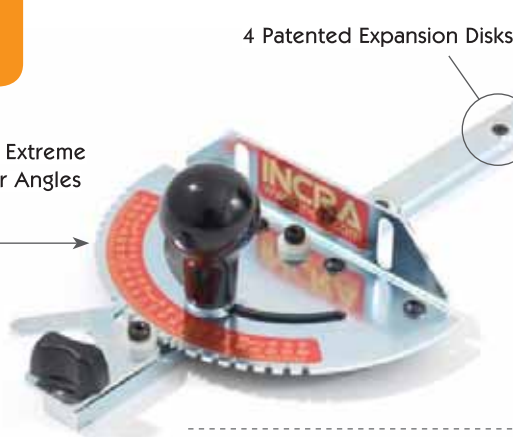


MITER 5000 SLED:

36" IncraLOCK™ Flip Fence with Dual-Arm Flip Shop Stop Positioner telescopes to an incredible 64". Patented rack system delivers INCRA's legendary accuracy and perfect repeatability.

NEW
MITER V27, MITER 1000SE &
MITER 3000SE

27 Laser Cut V-Stops for Extreme Accuracy at ALL Popular Angles



4 Patented Expansion Disks

Removable Retaining Clip for "T-Slot" Miter Channels

GlideLOCK™ Miter Bar

(29008)

MITER V27

Part No. MITERV27

Ideal Size for All Standard Miter Slots Including Band Saws, Disk and Belt Sanders, Table Saws and Router Tables



(29565)

Miter 1000^{SE}

Part No. MITER1000SE



(27590)

Miter 3000^{SE}

Part No. MITER3000SE



Fall 2007



GlideLOCK™ Miter Bar

Includes INCRA Dual-Arm Flip Shop Stop

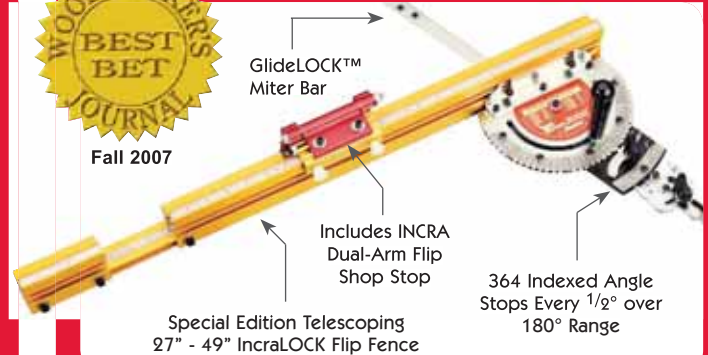
1/10° Vernier Cursor

Special Edition Telescoping 18" - 31" IncaLOCK Flip Fence

41 Indexed Angle Stops Every 5° over 180° Range



Fall 2007



GlideLOCK™ Miter Bar

Includes INCRA Dual-Arm Flip Shop Stop

364 Indexed Angle Stops Every 1/2° over 180° Range

Special Edition Telescoping 27" - 49" IncaLOCK Flip Fence

INCRA MITER GAUGE SPECIFICATIONS

Features	Miter V27	Miter 1000	Miter 1000SE	Miter 2000	Miter 3000	Miter 3000SE	Miter 5000
Part Number	(29008)	(20350)	(29565)	(24084)	N/A	(27590)	(29773)
Precision Angle Stops	27	41	41	110	364	364	364
Angle Between Stops	5°	5°	5°	1°	1/2°	1/2°	1/2°
Vernier Cursor	N/A	1/4°	1/10°	N/A	N/A	N/A	N/A
Special Stops	±22 1/2°	±22 1/2° & ±67 1/2°	±22 1/2° & ±67 1/2°	±22 1/2° & ±67 1/2°	±22 1/2° & ±67 1/2°	±22 1/2° & ±67 1/2°	±22 1/2° & ±67 1/2°
Angle Range	120°	180°	180°	55°, reversible	180°	180°	180°
Miter Bar Length	15.75"	17.75"	17.75"	20.25"	20.25"	20.25"	25.375"
Miter Bar Adjustments	4	6	6	6	8	8	10
Fence Type	N/A	INCRA Track	Flip Fence	Shop Stop Fence	Flip Fence	Flip Fence	Flip Fence
Fence Length	N/A	18"	18"	27"	27"	27"	36"
Telescoping Range	N/A	N/A	18" to 31"	N/A	N/A	27" to 49"	36" to 64"
Stop Positioner	N/A	Sliding Stop	Flip - Shop Stop	Shop Stop	Flip - Shop Stop	Flip - Shop Stop	Flip - Shop Stop
Angular Accuracy	1/50°	1/50°	1/50°	1/50°	1/50°	1/50°	1/50°
Angular Repeatability	1/100°	1/100°	1/100°	1/100°	1/100°	1/100°	1/100°