

# WORKBENCH CABINET

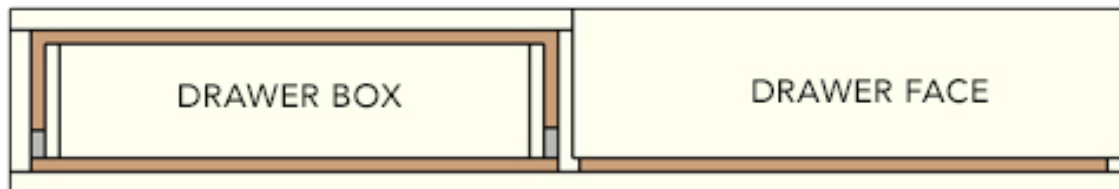
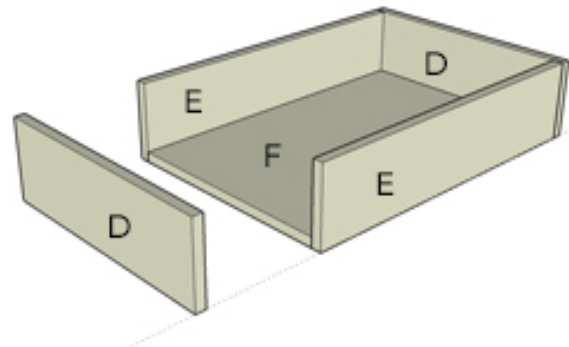
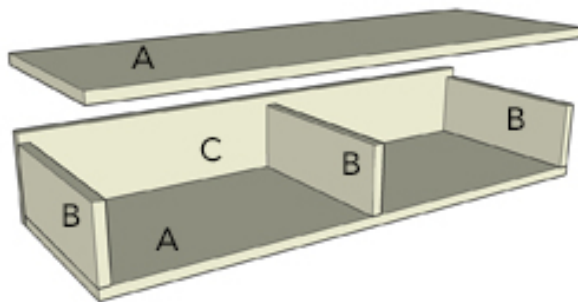
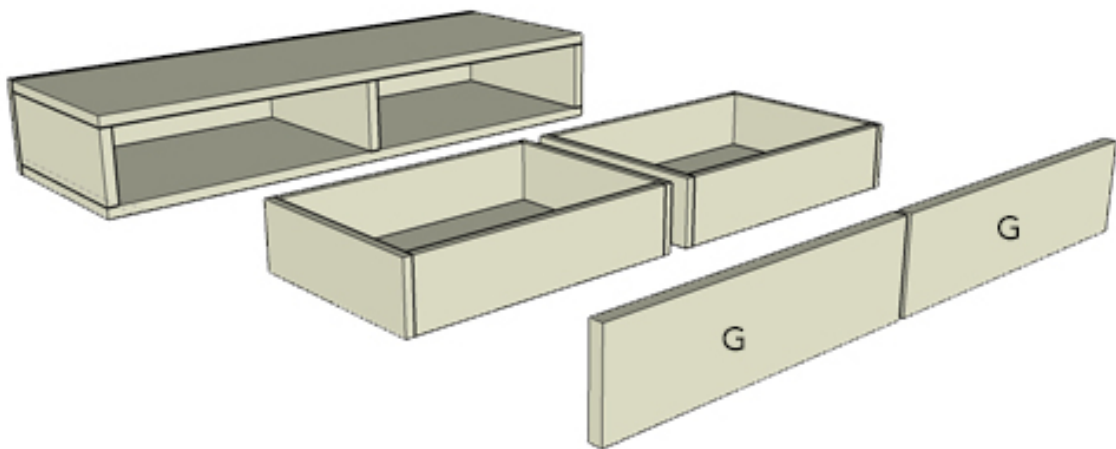


## BUILD

Stock #	Item
	3/4" Birch Plywood
46164	Satin Nickel Torino Cabinet Pulls
45859	75-lb. Full-Extension Drawer Slides
50995	Rockler Stereo Wireless Speaker Kit
75196	Lock-Align Drawer Organizer Kit

## WORKBENCH CABINET

- A - Cabinet Top and Bottom (2) -  $3/4 \times 13 \times 39-1/4$
- B - Cabinet Sides and Divider (3) -  $3/4 \times 13 \times 5$
- C - Cabinet Back (1) -  $3/4 \times 6-1/2 \times 39-1/4$
- D - Drawer Sides (4) -  $1/2 \times 4 \times 12$
- E - Drawer Front and Back (4) -  $1/2 \times 4 \times 16-1/2$
- F - Drawer Bottom (2) -  $1/2 \times 11 \times 16-1/2$
- G - Drawer Face (2) -  $.75 \times 5-1/4 \times 19-1/2$



Mount drawer slides  $1/2$ " up from bottom of cabinet and flush with bottom of drawer box.