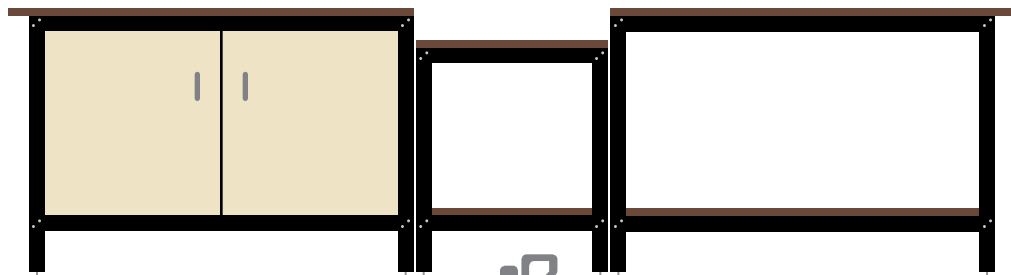


SHOP STAND IDEAS: POWER MITER SAW STATION

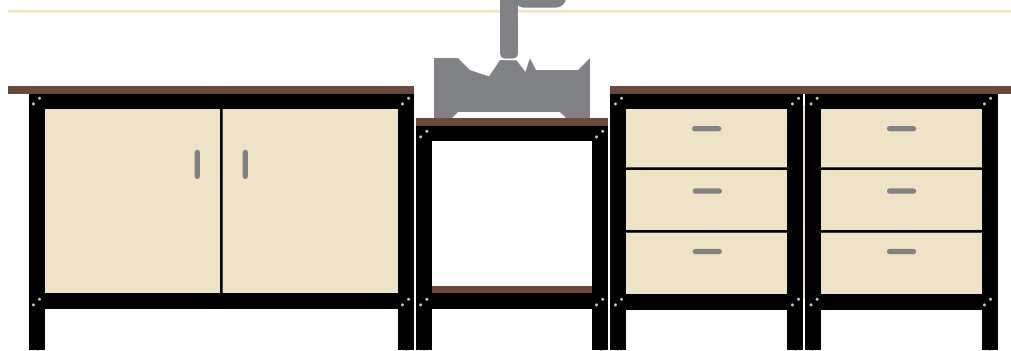
A dedicated station makes your power miter saw easier to use, produces better results and offers valuable bench space for other operations. Rockler's Steel Shop Stands can be configured in any number of ways to provide you with excellent work space and efficient storage that's customized to your shop. Here are just three possibilities.



Enclosed cabinet + open storage

Two 24"W x 48"L x 32"H Shop Stands and one 24"W x 24"L x 28"H Shop Stand. One stand is enclosed with plywood and features doors.

- (1) 68618 28" Shop Stand Legs
- (2) 60749 32" Shop Stand Legs
- (4) 60764 24" Shop Stand Stretchers
- (2) 60780 48" Shop Stand Stretchers

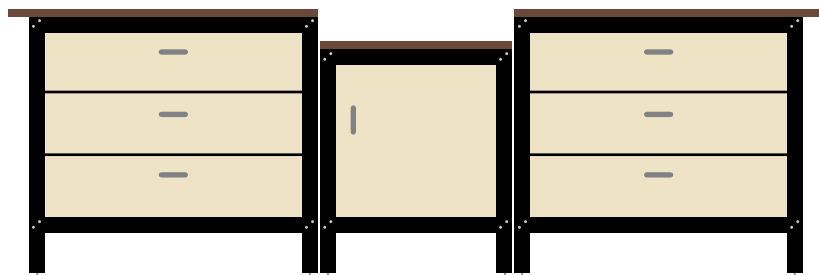


Enclosed cabinet + open storage + drawers

One 24"W x 48"L x 32"H Stand, one 24"W x 24"L x 28"H Stand and two 24"W x 24"L x 32"H Stands.

- (1) 68618 28" Shop Stand Legs
- (3) 60749 32" Shop Stand Legs
- (7) 60764 24" Shop Stand Stretchers
- (1) 60780 48" Shop Stand Stretchers
- (2) 49556 24" Drawer Mounting Kits
- (4) 46800 24" Slide Bracket Kits (for extra drawers)

SMALL SHOP SOLUTION



Enclosed cabinet + drawers

Two 24"W x 36"L x 32"H Shop Stands and one 24"W x 24"L x 28"H Shop Stand. One stand features doors; two feature drawers.

- (1) 68618 28" Shop Stand Legs
- (2) 60764 24" Shop Stand Stretchers
- (2) 48089 24"W x 36"L x 32"H Shop Stand Kits
- (2) 49556 24" Drawer Mounting Kits
- (4) 46800 24" Slide Bracket Kits (for extra drawers)

NOTE: Table tops, shelves, drawers, drawer slides, drawer pulls, shelves and hinges are not included. Many options are available at rockler.com.