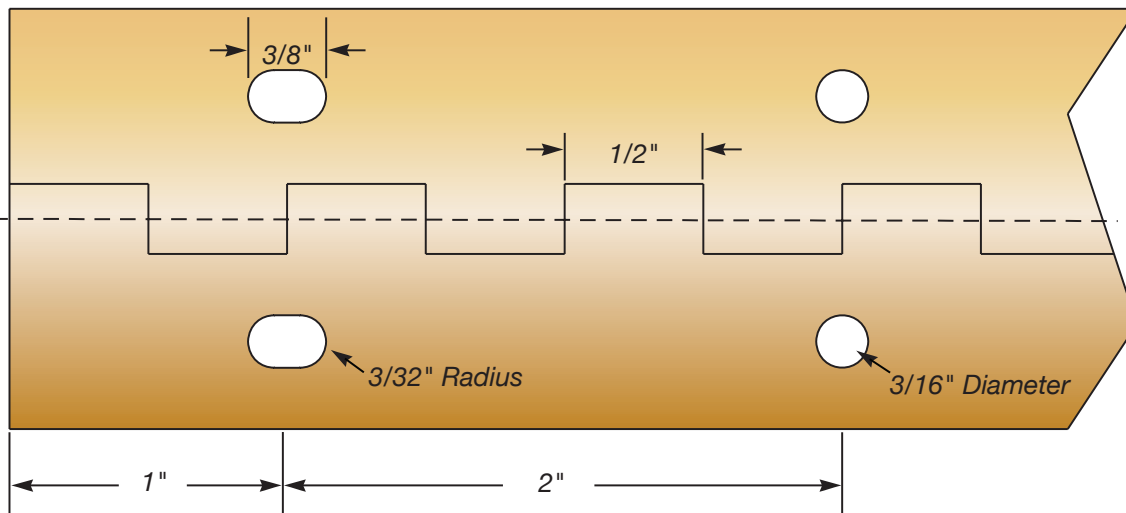
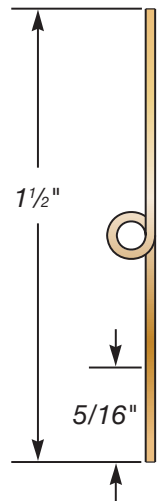
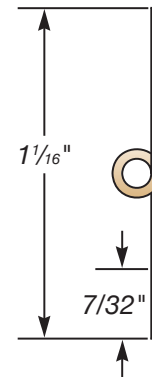


Slotted Piano Hinges

- Includes elongated holes and standard round holes for easy adjustment during installation
- Holes are spaced 2" on center; end holes are elongated, 1" on center from hinge ends
- Drilled for included #5 flat-head screws
- .091" pin diameter
- .040" leaf thickness



SKU #	Width	Description
29493	1 1/16"	36" Antique Brass, Post-Plated
20667	1 1/16"	48" Antique Brass, Post-Plated
21464	1 1/2"	36" Antique Brass, Post-Plated
24317	1 1/2"	48" Antique Brass, Post-Plated
20548	1 1/2"	60" Antique Brass, Post-Plated
25310	1 1/2"	72" Antique Brass, Post-Plated
28018	1 1/16"	36" Antique Copper, Post-Plated
22050	1 1/2"	36" Antique Copper, Post-Plated
25949	1 1/2"	72" Antique Copper, Post-Plated
29148	1 1/2"	24" Oil-Rubbed Bronze, Post-Plated
23709	1 1/2"	36" Oil-Rubbed Bronze, Post-Plated
27983	1 1/2"	48" Oil-Rubbed Bronze, Post-Plated
20835	1 1/2"	72" Oil-Rubbed Bronze, Post-Plated
34938	1 1/2"	36" Charcoal Gray, Powder Coated
32592	1 1/2"	72" Charcoal Gray, Powder Coated

SKU #	Width	Description
37750	1 1/16"	36" Nickel-Plated
33305	1 1/16"	72" Nickel-Plated
30085	1 1/2"	36" Nickel-Plated
39175	1 1/2"	72" Nickel-Plated
19241	1 1/16"	36" Brass-Plated
19259	1 1/16"	48" Brass-Plated
19283	1 1/2"	36" Brass-Plated
19291	1 1/2"	48" Brass-Plated
19308	1 1/2"	60" Brass-Plated
19316	1 1/2"	72" Brass-Plated
32611	1 1/16"	36" Stainless Steel
34943	1 1/16"	72" Stainless Steel
36843	1 1/2"	36" Stainless Steel
33958	1 1/2"	72" Stainless Steel